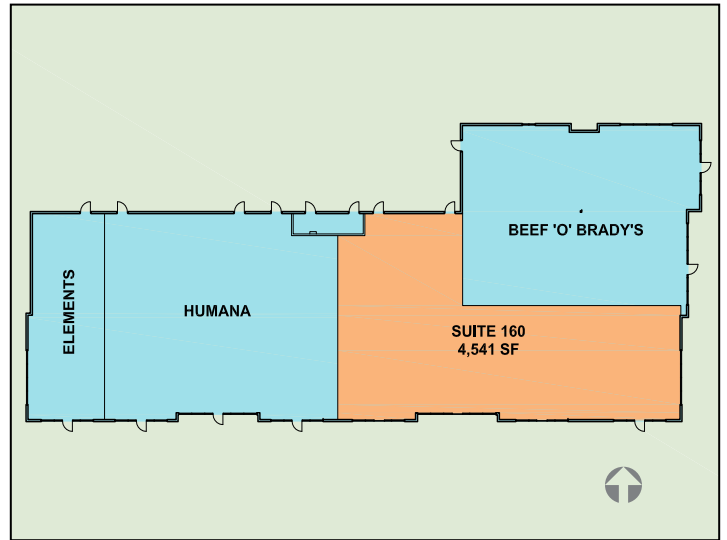


GRANDVIEW MARKETPLACE

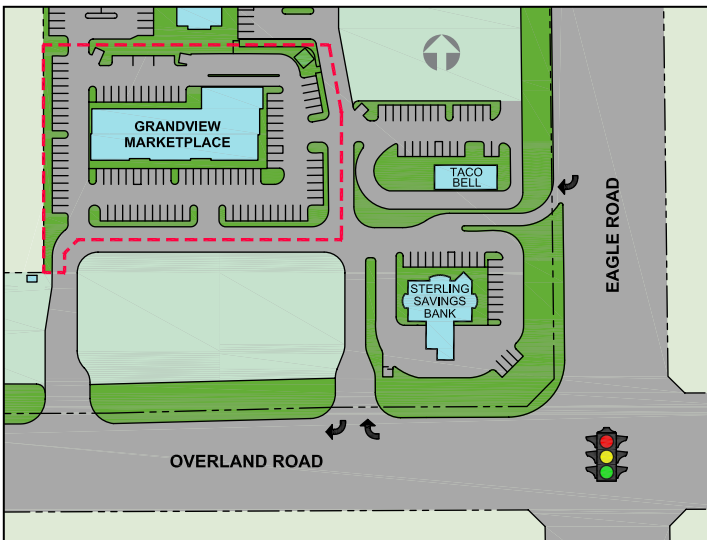
Retail Space for Lease



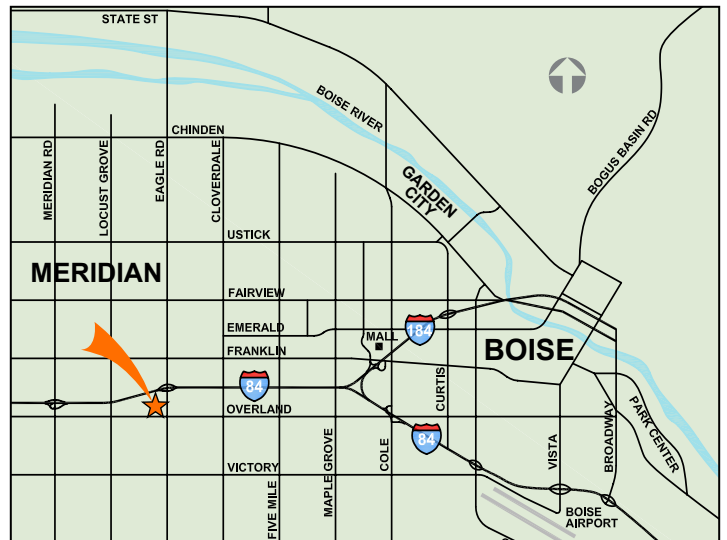
Building Exterior



Floor Plan



Site Plan



★ Property Location - 1505 S Eagle Rd, Meridian

- ◆ High visibility location near the NW corner of Eagle and Overland Roads, with convenient freeway access.
- ◆ Serving the rapidly growing business population of the adjoining 250 acre El Dorado and SilverStone business parks and the expanding Meridian residential market.
- ◆ Located within Grandview Station, with Marriott Towne-Place Suites, Umpqua Bank and other retailers.
- ◆ High quality facilities with custom interior design available.
- ◆ Free on-site parking in the ratio of **7.2** stalls per 1,000 SF.

- ◆ Rent as low as \$19 net. No percentage rent.
- ◆ Divisible from 1,000 SF.
- ◆ Negotiable TI allowance.
- ◆ Complete construction services available.
- ◆ Professionally managed and owned by W.H. Moore Company, developing quality projects for over 40 years.

By the Numbers

Bldg size:	14,000 SF
Available:	Up to 4,541 SF
Load factor:	Only 1%
Parking:	7.2 per 1,000 SF
Rent:	From \$19
TIs:	Negotiable
Brokers:	Welcome

Located in:

